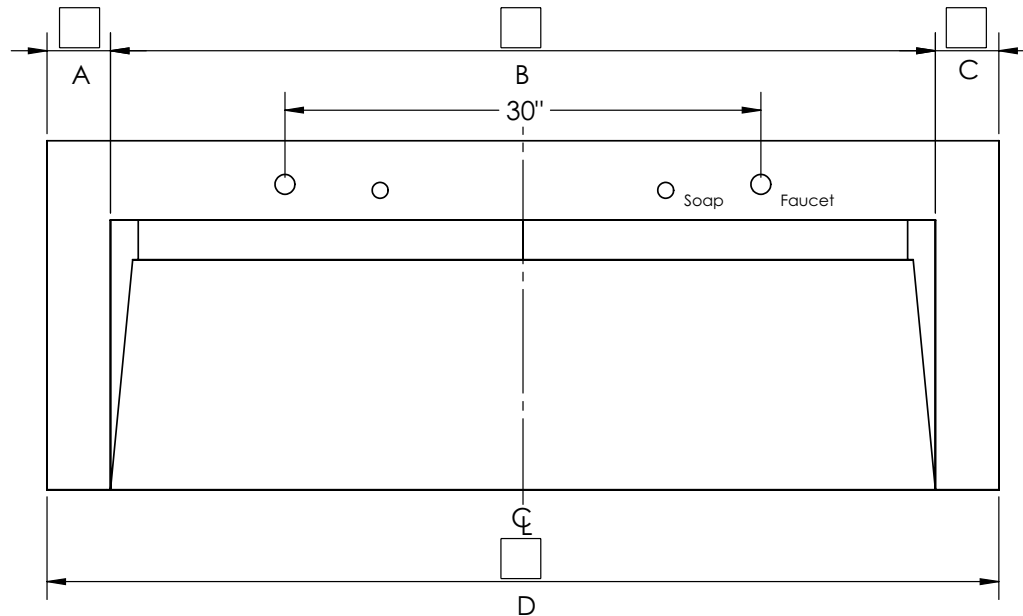


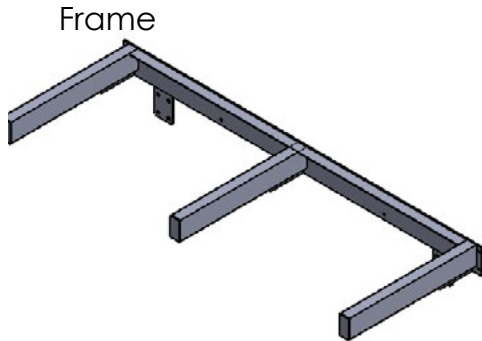
DESIGNER SERIES WEIR DECK DSWD-82000




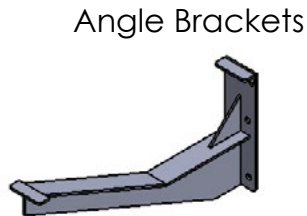
DSWD Plan View Scale: 1:9

Mounting Options

-See Mounting Spec Sheet for additional details



No Mounting Options
(provided by others)



Standard Size
Custom Size

Dimensions	
Standard	Custom
4"	
52"	
4"	
60"	

A
+
B
+
C
=
D

*A+B+C=D

Standard Size
Custom Size

Standard Sizes	Custom
Soap Hole	1"
Faucet Hole	1 1/4"
Apron	5"

Notes

DESIGNER SERIES WEIR DECK DSWD-82000

PROJECT INFORMATION

Architect/Designer	Project Name	Email	Phone
State	Location Details	Sloan Representative	Cloud for Sales ID #

SINK INFORMATION

Sink Quantity	Faucet Quantity (per sink)	Soap Dispenser Quantity (per sink)
Sloan Faucet Model Type	Sloan Faucet Code	Sloan Soap Dispenser Model
Basin Grate	Faucet Hole Size (If Non Sloan)	Soap Dispenser Hole Size (If Non Sloan)

[Corian® Color](#)

Drawing Requested?

Notes

[Zodiac® Color](#)

[Silestone® Color**](#)

If alternative color option please specify in notes box

Approval Signature

Approvers Title

Date (mm/dd/yyyy)

INTERNAL USE ONLY

Internal Sloan Representative

Shipping Lead Time*

Compliance Notes

Quote Number

List Price \$ (Good for 60 Days)

Notes

*Lead Time Starts upon Sloan's receipt of order - Note: Changes to Drawings after sign off may extend lead time

**Any Corian or Zodiac sinks longer than 120 inches will need to be seamed on site, any Silestone sinks over 119.5 inches will need to be seamed on site. Quartz materials that are seamed will have a visible seam.